

Now in its fifth year, the award-winning "Water – Use It Wisely" campaign features unexpected but highly effective water-saving devices, and we're pleased to showcase 28 of them on this convenient guide. Print it out, tack it to your bulletin board, and refer to it whenever




you're ordering "Water – Use It Wisely" brochures, ads, posters, theatre slides, bus cards, or any of the many other items in the campaign. For a tour of the entire campaign, visit [www.wateruseitwisely.com](http://www.wateruseitwisely.com).

There are a number of ways to save water, and they all start with you.



#### **WATER-SAVING DEVICE #11 - Water Meter**

Check your water meter and bill to track your water usage.



#### **WATER-SAVING DEVICE #12 - Sundial**

Water your lawn and garden in the morning or evening when temperatures are cooler to minimize evaporation.



#### **WATER-SAVING DEVICE #1 - People**

There are a number of ways to save water, and they all start with you.




#### **WATER-SAVING DEVICE #14 - Garden Tool**

Use a layer of organic mulch around plants to reduce evaporation and save hundreds of gallons of water a year.



#### **WATER-SAVING DEVICE #7 - Swim Goggles**

Install covers on pools and spas and check for leaks around your pumps.




#### **WATER-SAVING DEVICE #15 - Broom**

Use a broom instead of a hose to clean your driveway or sidewalk and save up to 80 gallons of water every time.



#### **WATER-SAVING DEVICE #10 - Water Pitcher**

Instead of running the tap for cold drinks, keep a pitcher of water in the refrigerator.



#### **WATER-SAVING DEVICE #17 - Water Can**

Collect the water you use for rinsing produce and reuse it to water houseplants.



**WATER-SAVING DEVICE #19 - Faucet**

We're more likely to notice leaks indoors, but don't forget to check outdoor faucets, sprinklers, and hoses for leaks.



**WATER-SAVING DEVICE #23 - Clock**

Time your shower to keep it under 5 minutes. You'll save up to 1000 gallons a month.



**WATER-SAVING DEVICE #28 - Food Coloring**

Put food coloring in your toilet tank. If it seeps into the toilet bowl, you have a leak. Leaks are easy to fix, and can save more than 600 gallons a month.



**WATER-SAVING DEVICE #36 - Drip Emitter**

Choose water-efficient drip irrigation for your trees, shrubs, and flowers. Watering at the roots is highly effective, so be careful not to overwater.




**WATER-SAVING DEVICE #37 - Wrench**

Grab a wrench and fix that leaky faucet. It's simple, inexpensive, and can save up to 140 gallons a week.



**WATER-SAVING DEVICE #42 - Bar of Soap**

Before you lather up, install a low-flow showerhead. They're inexpensive, easy to install, and can save your family more than 500 gallons a week.




**WATER-SAVING DEVICE #44 - Pinwheel**

Don't water your lawn on windy days. After all, sidewalks and driveways don't need water.




**WATER-SAVING DEVICE #54 - Toothbrush**

Turn off the water while you brush your teeth and save up to 4 gallons a minute. That's 200 gallons a week for a family of four.



**WATER-SAVING DEVICE #58 - Timer**


Set a timer when watering your lawn or garden with a hose.



**WATER-SAVING DEVICE #61 - Plant**

Next time you add or replace a flower or shrub, choose a low water-use plant for year-round landscape color and save up to 550 gallons each year.






**WATER-SAVING DEVICE #65 - Screwdriver**

Use a long screwdriver as a soil probe to test soil moisture. If it goes in easily, don't water. Proper lawn watering can save thousands of gallons of water annually.



**WATER-SAVING DEVICE #89 - Ears**

Listen for dripping faucets and toilets that flush themselves. Fixing a leak can save 500 gallons each month.




**WATER-SAVING DEVICE #75 - Wastebasket**

Drop that tissue in the trash instead of flushing it and save gallons every time.



**WATER-SAVING DEVICE #92 - Desk Calendar**

Adjust your watering schedule to the season. Water your summer lawn every third day and your winter lawn every fifth day.



**WATER-SAVING DEVICE #79 - Hose Nozzle**

Use a hose nozzle and turn off the water while you wash your car to save more than 100 gallons.



**WATER-SAVING DEVICE #93 - Shampoo Bottle**

Turn the water off while you shampoo and condition your hair and you can save more than 50 gallons a week.



**WATER-SAVING DEVICE #83 - Laundry Scoop**

Reach for the scoop only when you have a full load and save up to 600 gallons each month.




**WATER-SAVING DEVICE #99 - Tuna Can**

Place an empty tuna can on your lawn to catch and measure the water output of your sprinklers. For lawn watering advice, contact your local conservation office.



**WATER-SAVING DEVICE #85 - Telephone**

Pick up the phone and report significant water losses from broken pipes, open hydrants and errant sprinklers to the property owner or your water management district.



**WATER-SAVING DEVICE #100 - Razor**

Turn off the water while you shave and you can save more than 100 gallons of water a week.

